






How to Clean & Disinfect ELECTRONICS


- 


Select an appropriate WAXIE disinfectant that works on hard, non-porous surfaces.
- 


Put on your safety glasses and gloves.
- 

Consult product label for dilution instructions.
- 

Do NOT use abrasive cleaning materials or apply product directly to the surface of electronic devices.
- 

Apply the disinfectant to a soft cloth.
- 

Gently wipe the surface of electronic devices such as phones, tablet screens, and computers.
- 

Allow surface to remain moist. See product label instructions for appropriate dwell time.
- 

Wipe dry with a clean cloth or allow to air dry.



Recommended Product:
HP Disinfectant Cleaner

Read all product instructions carefully for proper use and maximum effectiveness.



Exclusively available through Envoy Solutions and our Regional Distribution brands.
www.envoyolutions.com | (800) 995-4466

© 2022 Envoy Solutions