






How to Clean & Disinfect COUNTERTOPS & DESKS

- 


Select an appropriate WAXIE disinfectant that works on hard, non-porous surfaces.
- 


Put on your safety glasses and gloves.
- 

Consult product label for dilution instructions.
- 

Apply the disinfectant to a cloth, sponge, brush or directly to surface with a coarse sprayer.
- 

Wipe or spray flat surfaces and commonly touched surfaces, like drawer handles, until thoroughly wet.

For spray applications, hold 6-8 inches from the surface.
- 

Allow surface to remain wet. See product label instructions for appropriate dwell time.
- 

Wipe dry with a clean cloth or allow to air dry.



Recommended Product:

HP Disinfectant Cleaner

Read all product instructions carefully for proper use and maximum effectiveness.